This is a promotional poster produced and fully funded by Bayer plc for UK healthcare professionals only. Prescribing information and adverse event reporting information for EYLEA® (aflibercept) 2 mg and EYLEA 8 mg can be accessed via the link or QR code located at the bottom of this document.

EYLEA® 8mg (aflibercept 114.3mg/mL, solution for injection)

EYLEA® (aflibercept) 8 mg real-world evidence

12-month real-world outcomes in patients with DMO

York and Scarborough Teaching Hospitals NHS Foundation Trust

DMO

These data are from real patients. Individual results may vary.

Study design:
Retrospective study evaluated outcomes in 9 treatment-naïve eyes and 39 previously treated eyes with DMO.

Patients with DMO were treated with the **aim of reaching a determined CRT target following the loading phase**. *Patients not achieving ≥q8 treatment intervals following the loading phase switched treatment from EYLEA 8 mg.*

Patient demographics in treatment-naïve patients

Eyes, N	9
Mean age, years	66
Female, %	11

Treatment-naïve patients

Fast and sustained drying from three loading doses of EYLEA 8 mg to 12 Months

Change in CRT over time

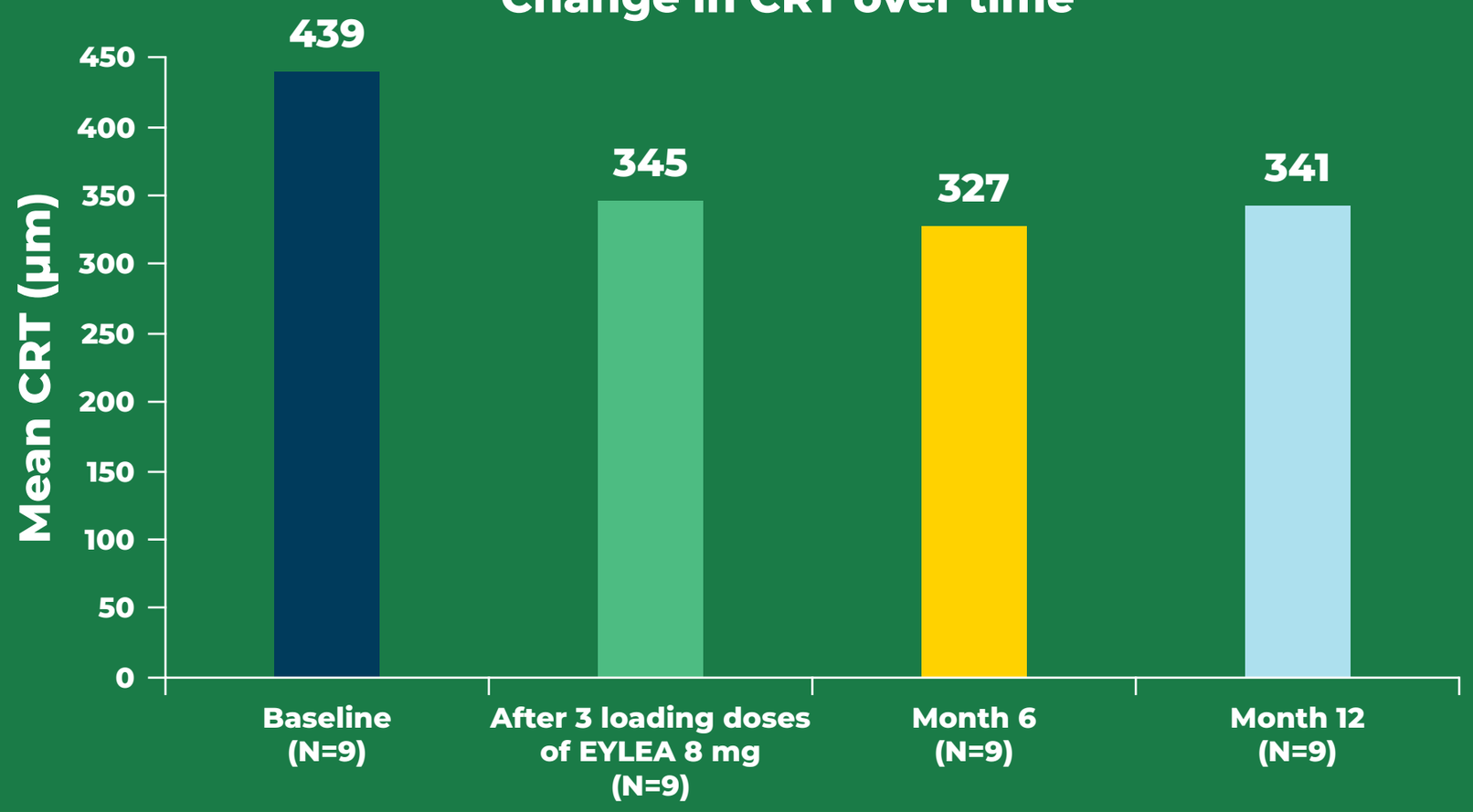

After loading:
−94 µm

Month 12:
−98 µm

Mean change in CRT from baseline with EYLEA 8 mg

Interval extension with EYLEA 8 mg

Mean (SD) treatment interval of
13.5 (2.4) weeks
between injections of EYLEA 8 mg at 12 months

Meaningful vision gains with EYLEA 8 mg

Change in VA over time

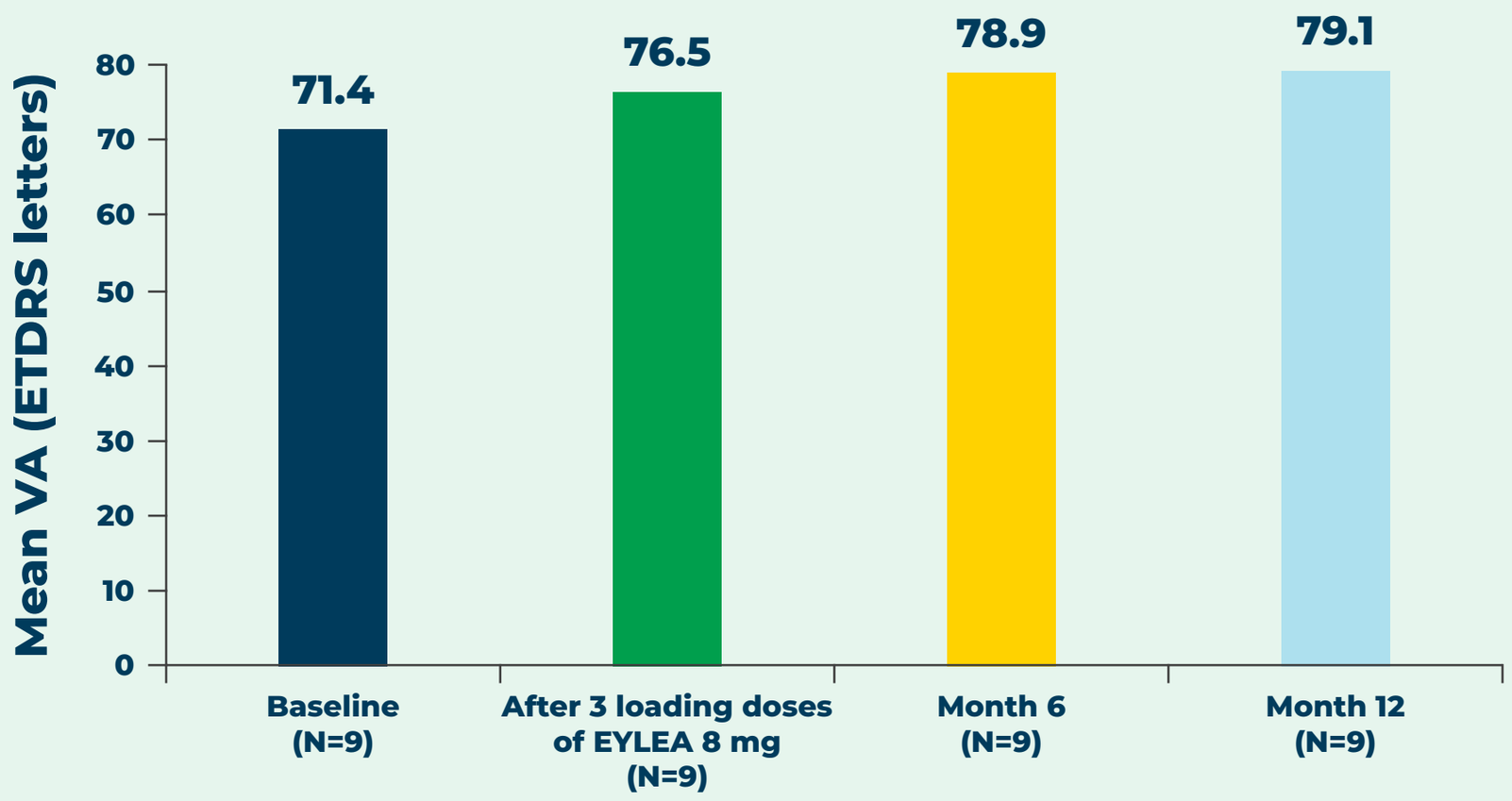

After loading:
+5.1
ETDRS letters

Month 12:
+7.7
ETDRS letters

Mean change in VA from baseline with EYLEA 8 mg

Abbreviations:
CRT, central retinal thickness; **DMO**, diabetic macular oedema; **ETDRS**, Early Treatment Diabetic Retinopathy Study; **qX**, every X weeks; **SD**, standard deviation; **VA**, visual acuity.

Reference:
Bayer UK Data on File_PP-EYL_8mg-GB-0905_January

May 2026 | PP-EYL_8mg-GB-1037

© Bayer plc. ® Registered trademark of BAYER AG, Germany.

Prescribing information and adverse event reporting information for EYLEA® (aflibercept) is available via the QR code on the right.
Either click **here** or scan the QR code for prescribing information and adverse event reporting information.
For direct access to this prescribing information, please ensure your device's browser settings have automatic PDF download enabled.

This is a promotional poster produced and fully funded by Bayer plc for UK healthcare professionals only. Prescribing information and adverse event reporting information for EYLEA® (aflibercept) 2 mg and EYLEA 8 mg can be accessed via the link or QR code located at the bottom of this document.

EYLEA® 8mg
(aflibercept 114.3mg/mL, solution for injection)

DMO

Previously treated patients

Patient demographics in previously treated patients

Eyes, N	39
Mean age, years	67
Female, %	53

30

Mean number of injections prior to switch

Extended treatment intervals with EYLEA 8 mg vs. previous anti-VEGFs

Last completed treatment interval

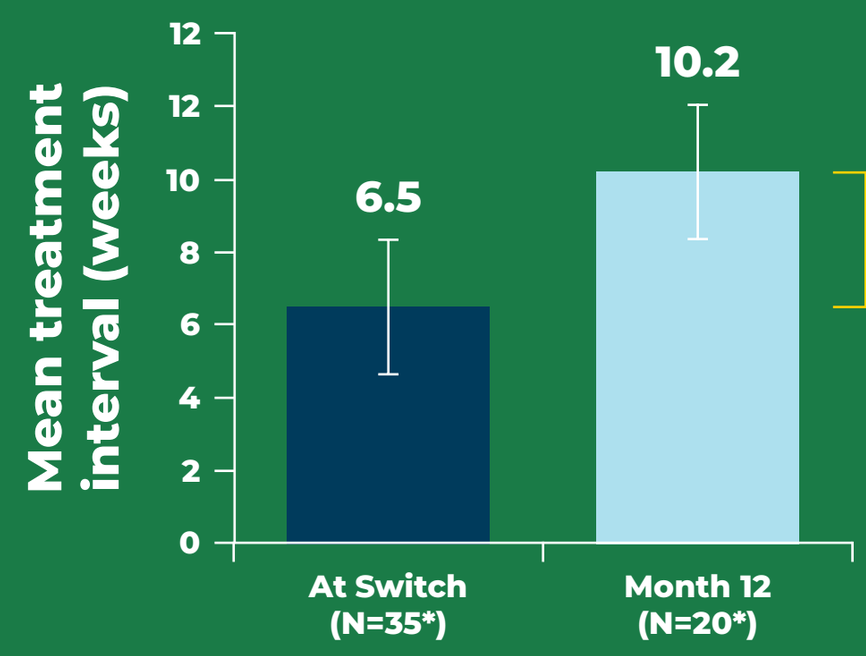

+3.7 weeks

Mean change in treatment interval at 12 months after switching to EYLEA 8 mg

Fast and sustained drying from three loading doses of EYLEA 8 mg to 12 Months

Change in CRT over time

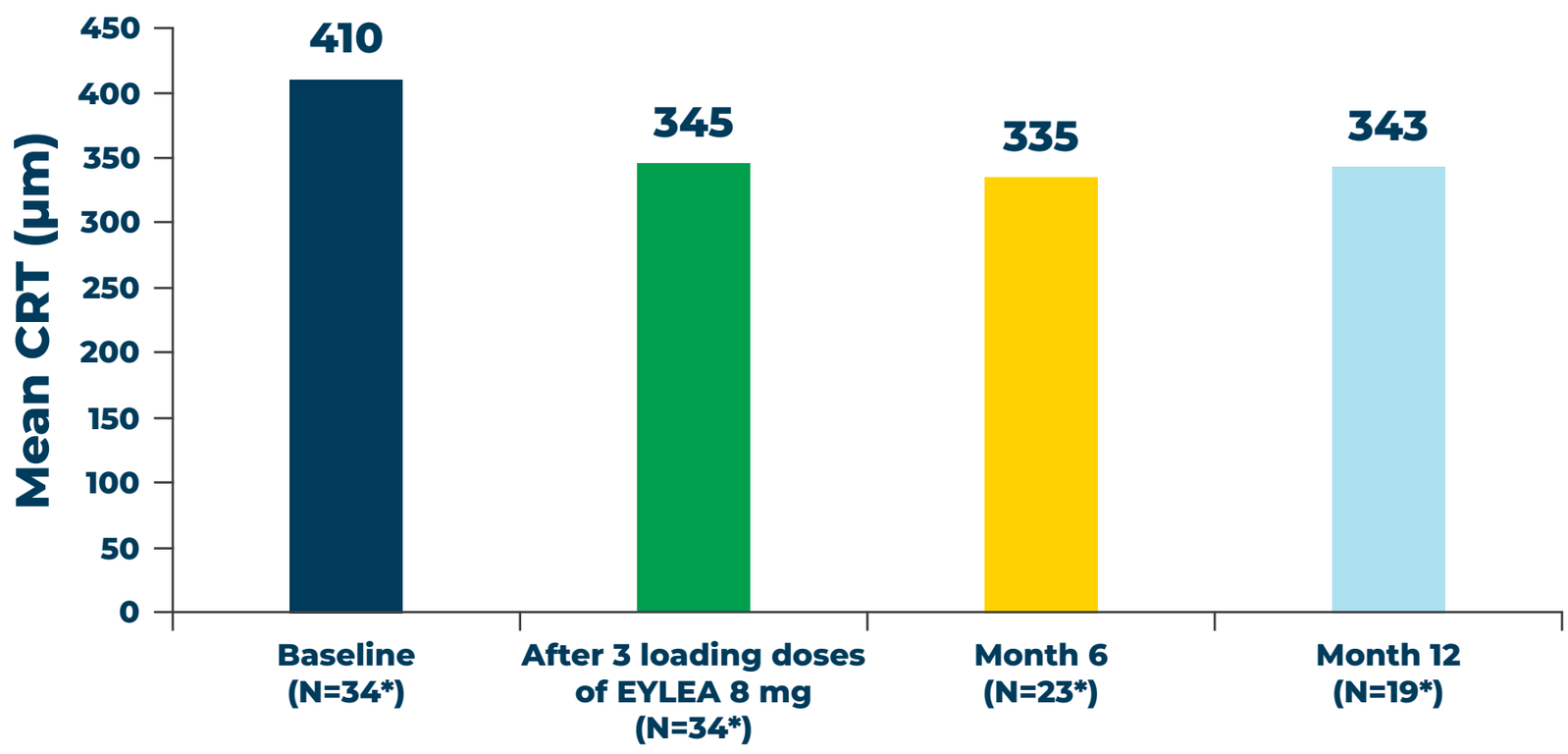

After loading:
−65 µm

Month 12:
−67 µm

Mean change in CRT from baseline with EYLEA 8 mg

Maintained vision with EYLEA 8 mg

Change in VA over time

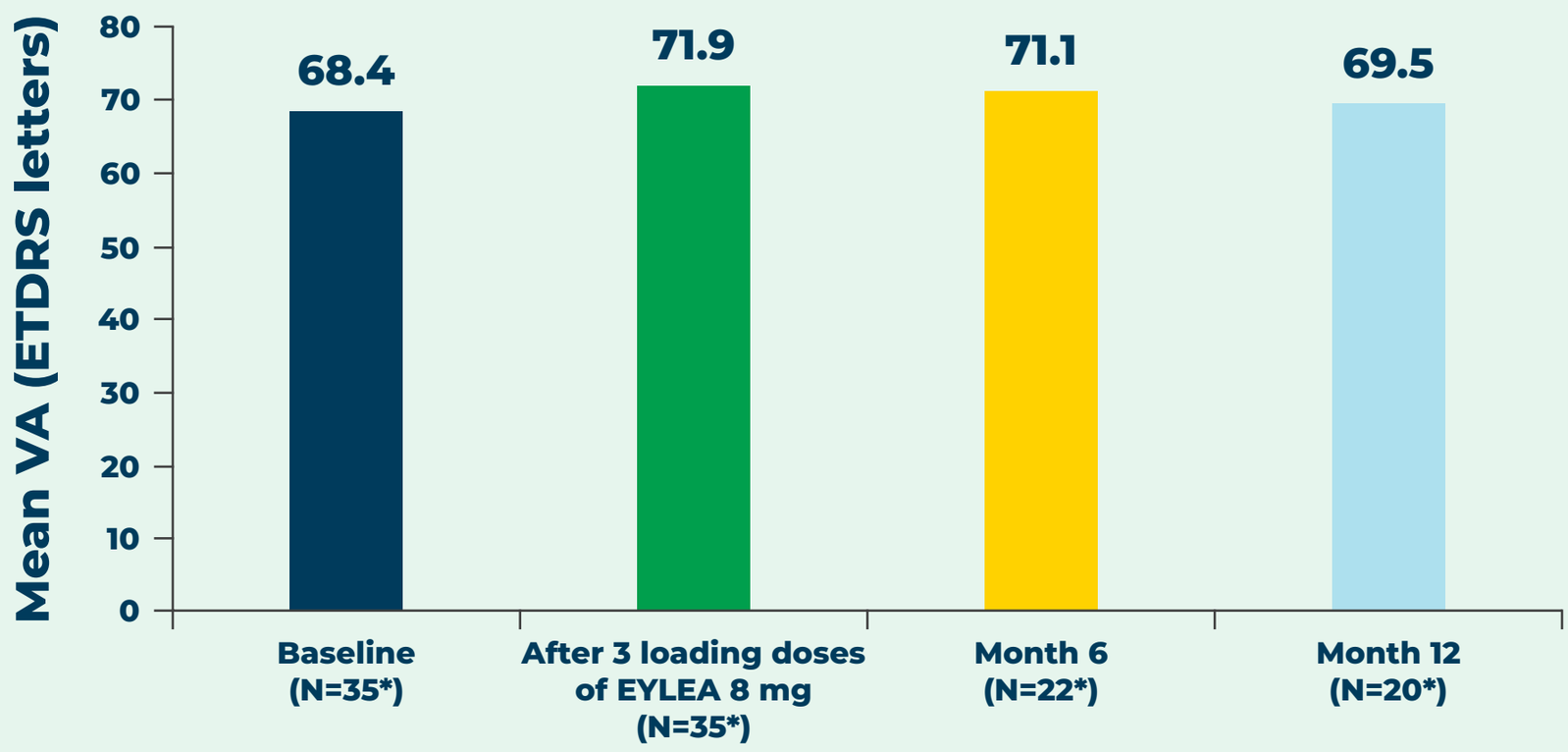

After loading:
+3.5
ETDRS letters

Month 12:
+1.1
ETDRS letters

Mean change in VA from baseline with EYLEA 8 mg

The safety profile of EYLEA 8 mg was consistent with that in published studies such as PULSAR and PHOTON. No new adverse events were reported.

Please see the EYLEA 8 mg Summary of Product Characteristics for full details of the safety profile.
*N numbers are variable as some eyes are missing data or may have been moved to another treatment. Differing numbers are from different patients. Patients not achieving ≥q8 treatment interval following the loading phase switched treatment from EYLEA 8 mg.

Abbreviations:
CRT, central retinal thickness; **DMO**, diabetic macular oedema; **ETDRS**, Early Treatment Diabetic Retinopathy Study; **qX**, every X weeks; **VA**, visual acuity; **VEGF**, vascular endothelial growth factor.

Reference:
Bayer UK Data on File_PP-EYL_8mg-GB-0905_January

May 2026 | PP-EYL_8mg-GB-1037
© Bayer plc. ® Registered trademark of BAYER AG, Germany.

Prescribing information and adverse event reporting information for EYLEA® (aflibercept) is available via the QR code on the right.
Either click **here** or scan the QR code for prescribing information and adverse event reporting information.
For direct access to this prescribing information, please ensure your device's browser settings have automatic PDF download enabled.